



Available Reports in Citizen Access

Environmental Health Division

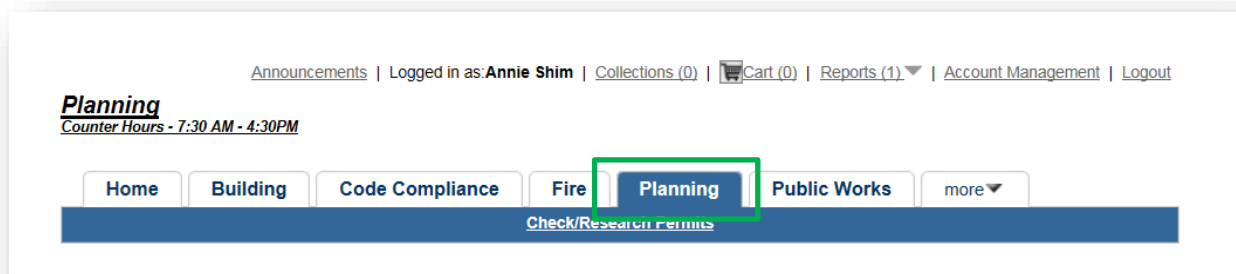
Cross-Connection Test Report

The County’s Environmental Health Division’s Cross Connection Program has reports available for anyone who wants a copy of a recent backflow test report. The instructions are outlined in the help page titled, “[Cross Connection Users.](#)”

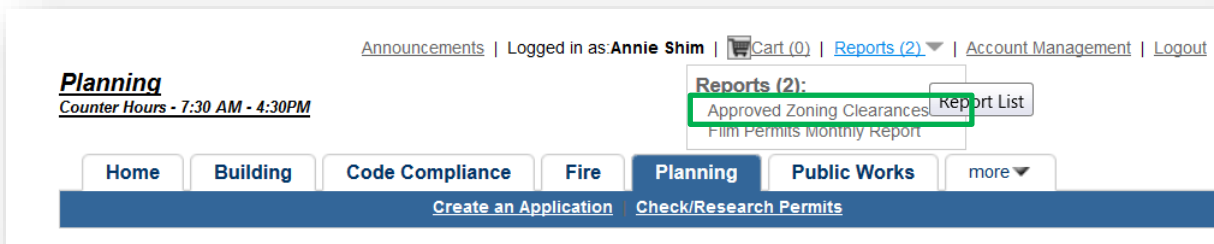
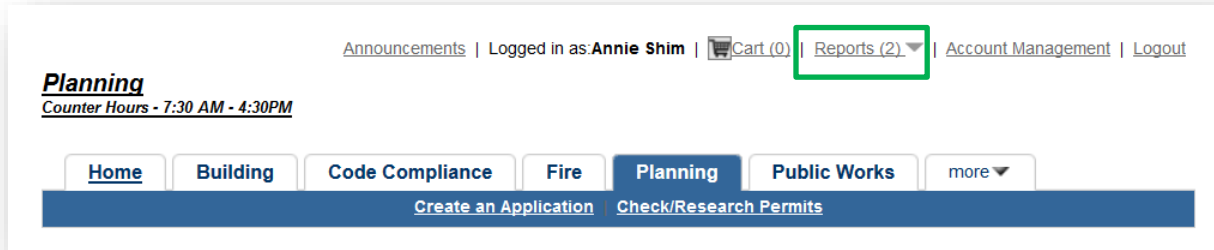
Planning Division

Approved Zoning Clearances

1. Login to Citizen Access. If you haven’t already, please create a user account.
2. Once logged in, click on the Planning tab, which will be highlighted by a blue bar as shown below:



3. At the top of the page, click on the Reports menu link, which is located next to Account Management, and select “Approved Zoning Clearance”.



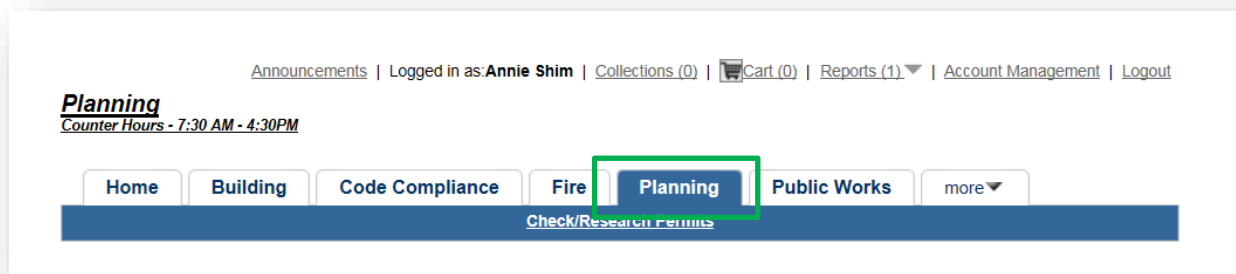
- A pop-up window will appear. If it does not, please check your security settings and allow pop-up windows for this website.
- Type in the beginning of the date range and click Submit. This report will only display data up to 31 days from the beginning date, which you can define.

Please input report parameter(s):

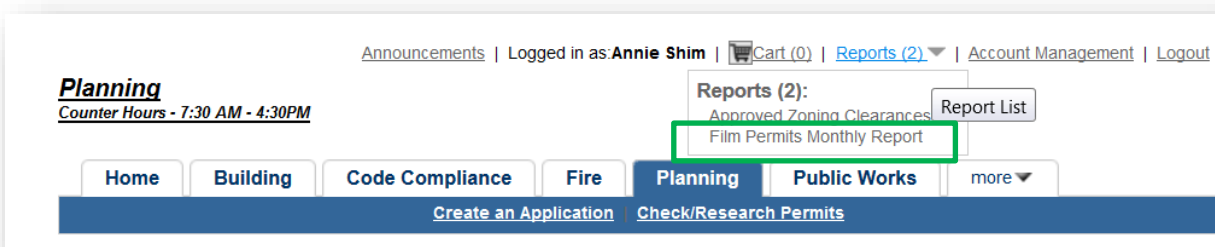
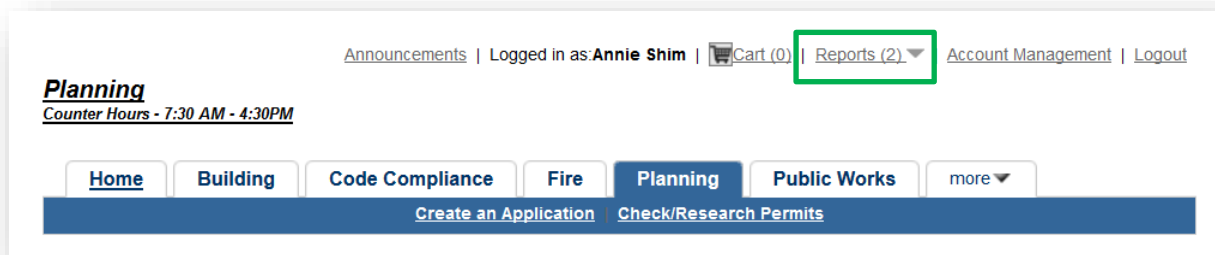
* Beginning of Date Range (31 days):

Film Permits Monthly Report

1. Login to Citizen Access. If you haven't already, please create a user account.
2. Once logged in, click on the Planning tab, which will be highlighted by a blue bar as shown below:



3. At the top of the page, click on the Reports menu link, which is located next to Account Management, and select "Film Permits Monthly Report".





4. A pop-up window will appear. If it does not, please check your security settings and allow pop-up windows for this website.

The report will show you a list of Planning's film permits that have been issued 30 days prior to the date that the report is generated in Citizen Access.